









FLIPPA BALL HAND SIGNALS FOR OFFICIALS



Fig. 1		<p>The referee lowers the arm from a vertical position to signal</p> <ul style="list-style-type: none">• the start of the period• to restart after a goal• the taking of a penalty throw.
Fig. 2		<p>To point with one arm in the direction of the attack and to use the other arm to indicate the place where the ball is to be put into play at a free throw, goal throw or corner throw.</p>
Fig. 3		<p>To signal a neutral throw. The referee points to the place where the neutral throw has been awarded, points both thumbs up and calls for the ball.</p>
Fig. 4		<p>To signal the exclusion of a player. The referee points to the player and then moves the arm quickly towards the boundary of the field of play. The referee then signals the excluded player's cap number so that it is visible to the field of play and the table.</p>
Fig. 5		<p>To signal the simultaneous exclusion of two players. The referee points with both hands to the two players, signals their exclusion in accordance with Fig. D, and then immediately signals the players' cap numbers.</p>
Fig. 6		<p>To indicate the ordinary foul of standing on the bottom of the pool. The referee raises and lowers one foot.</p>
Fig. 7		<p>To signal that a goal has been scored. The referee signals by whistle and by immediately pointing to the centre of the field of play.</p>
Fig. 8		<p>To indicate the exclusion foul of holding an opponent. The referee makes a motion holding the wrist of one hand with the other hand.</p>
Fig. 9		<p>To indicate the exclusion foul of sinking an opponent. The referee makes a downward motion with both hands starting from a horizontal position.</p>

Fig. 10		To indicate the exclusion foul of pulling back an opponent. The referee makes a pulling motion with both hands vertically extended and pulling towards his body.
Fig. 11		To indicate the exclusion foul of kicking an opponent. The referee makes a kicking movement.
Fig. 12		To indicate the exclusion foul of striking an opponent. The referee makes a striking motion with a closed fist starting from a horizontal position.
Fig. 13		To indicate the ordinary foul of pushing or pushing off from an opponent. The referee makes a pushing motion away from the body starting from a horizontal position.
Fig. 14		To indicate the ordinary foul of taking the ball under the water. The referee makes a downward motion with a hand starting from a horizontal position.
Fig. 15		To indicate a violation of the two-metre Rule. The referee indicates the number 2 by raising the fore and middle fingers in the air with the arm vertically extended.
Fig. 16		To indicate the ordinary foul of holding the ball with both hands. The referee holds two hands as though they are holding a ball.
Fig. 17		NEW RULE To indicate holding the ball in the crook, or under the arm, when tackled the referee will bend one arm at the elbow and swing it forward & back.